

BRIAN'S

Public Co. Analysis

Source:	Refinitiv (former Thomson Reuters)
Company:	Tesla Inc
RIC:	TSLA.O
Stock exchanges:	NASDAQ
Last update:	2020-08-31

Business Summary

Tesla, Inc., formerly Tesla Motors, Inc., designs, develops, manufactures and sells fully electric vehicles, and energy storage systems, as well as installs, operates and maintains solar and energy storage products. The Company operates through two segments: Automotive, and Energy generation and storage. The Automotive segment includes the design, development, manufacturing, and sales of electric vehicles. The Energy generation and storage segment includes the design, manufacture, installation, and sale or lease of stationary energy storage products and solar energy systems to residential and commercial customers, or sale of electricity generated by its solar energy systems to customers. The Company produces and distributes two fully electric vehicles, the Model S sedan and the Model X sport utility vehicle (SUV). It also offers Model 3, a sedan designed for the mass market. It develops energy storage products for use in homes, commercial facilities and utility sites.

Financial Summary (Fiscal period end date is 2019-12-31)

BRIEF: For the six months ended 30 June 2020, Tesla Inc revenues increased 10% to \$12.02B. Net income totaled \$120M vs. loss of \$1.11B. Revenues reflect Automotive segment increase of 11% to \$11.36B, Other segment increase of 57% to \$3.86B, China (Country) segment increase of 57% to \$2.3B. Net Income reflects Selling, general and administrative - Ba decrease of 16% to \$953M (expense).

Number of employees: 48,016

Homepage of company: <https://www.tesla.com/>

Key Officers

Name, surname	Age	Title	Position since
Robyn, Denholm	56	Chmn., Independent Chairman of the Board	2018-11-09
Elon, Musk	48	CEO, Chief Executive Officer, Director	2004-04-01
Zachary, Kirkhorn	35	CFO, Chief Financial Officer	2019-03-13
Jerome, Guillen	47	Corp. Exec., President - Automotive	2013-04-01
Andrew, Baglino	39	Sr. VP, Senior Vice President of Powertrain and Energy Engineering	2019-10-01
	n.av.		n.av.
	n.av.		n.av.
	n.av.		n.av.

KEY RATIOS OF THE COMPANY

MANAGEMENT EFFECTIVENESS

Return on investment ¹		2.12%
Return on average assets ¹		1.37%
Asset turnover ¹	Ratio	0.73
Return on average equity ¹		4.73%
Inventory turnover ¹	Ratio	5.57
Receivables turnover ¹	Ratio	19.53

FINANCIAL STRENGTH

Total debt/total equity ²	Ratio	143.47
Current ratio ²		1.25
Free Cash Flow ¹	USD million	799.40
Net Interest coverage ¹	Ratio	2.12

GROWTH RATES

Revenue growth rate, 5 year	50.36%
EBITDA, 5 Year CAGR	118.13%
Free Operating Cash Flow, 5 Year CAGR	n.av.
Tangible Book Value, Total Equity, 5 Year CAGR	46.16%
Total Debt, 5 Year CAGR	40.08%

VALUATION

Enterprise value	USD million	448,180
Market capitalization	USD million	442,656
Beta		1.64
Price to sales ¹	Ratio	17.22
P/E including extraordinary items ¹	Ratio	1,222.28
Price to Book ²	Ratio	44.83

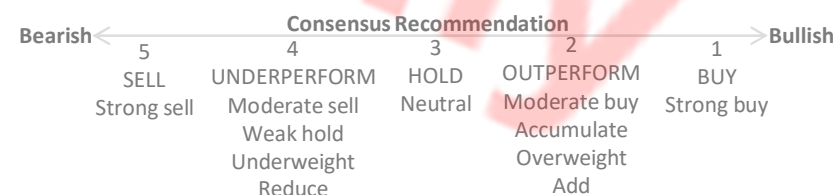
PRICE

Closing or last bid (2020-09-01)	USD	475.05
----------------------------------	-----	--------

PER SHARE DATA

EPS excluding extraordinary items ¹	USD	0.39
Book value per share ²	USD	10.60
Cash per share ²	USD	9.26
Dividend per share ¹	USD	0.00

Consensus Recommendation	2.97
--------------------------	------



Note: 1. trailing 12 month, 2. most recent quarter

23.09.2020

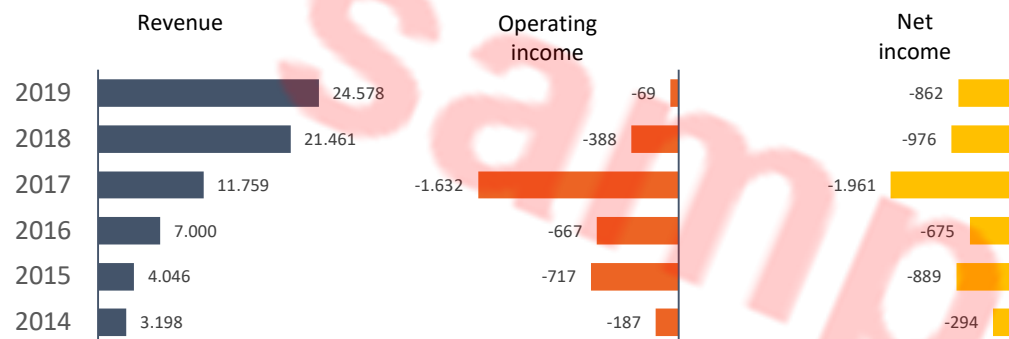
© AskBrian GmbH 2019. All rights reserved

Source: Refinitiv 2020

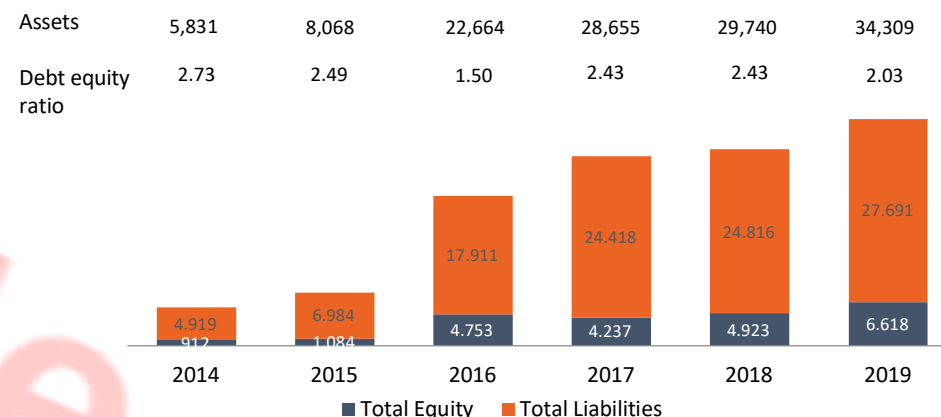
3

TREND IN KEY NUMBERS FROM THE FINANCIAL STATEMENTS

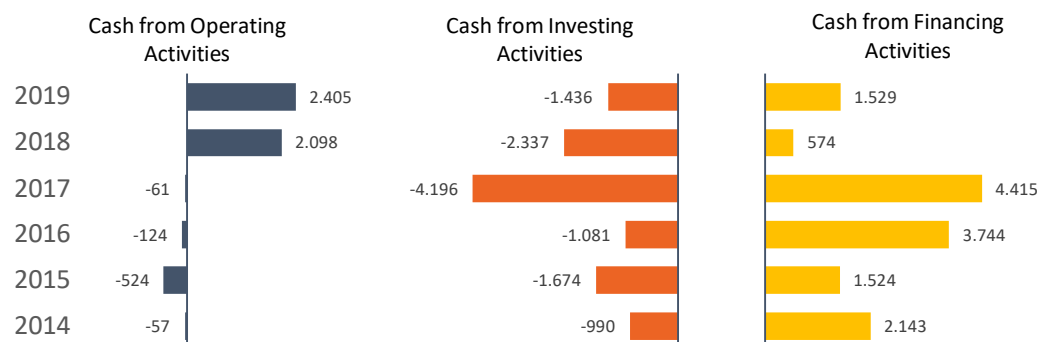
Revenue and income (USD million)



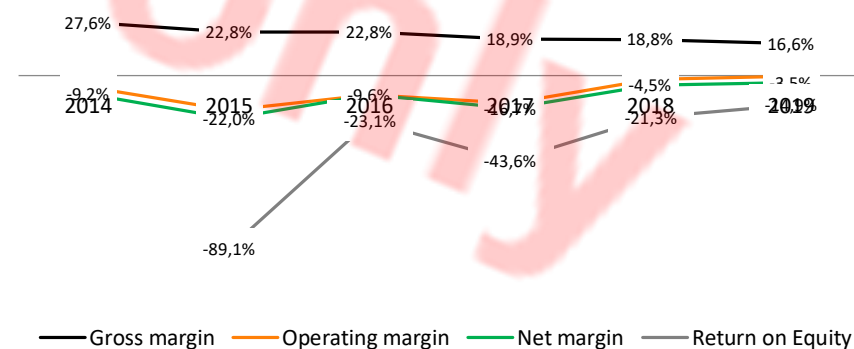
Balance sheet (USD million)



Cash flow (USD million)



Key ratios (%)



THIS IS HOW YOU FIND THE 'RIGHT' COMPANY

ID	RIC	Company long name
IQ24937	AAPL.O	Apple Inc.
IQ21835	MSFT.O	Microsoft Corporation
IQ18749	AMZN.O	Amazon.com, Inc.
IQ29096	GOOGL.O	Alphabet Inc.
IQ20765463	FB.O	Facebook, Inc.
IQ100231	T	AT&T Inc.
IQ42083601	BABA.K	Alibaba Group Holding Limited
IQ33018	601318.SS	Ping An Insurance
IQ313055	WMT	Walmart Inc.
IQ38043467	V	Visa Inc.
IQ11042136	0700.HK	Tencent Holdings Limited
IQ415798	VZ	Verizon Communications Inc.

- When searching for other or further companies, you can check the list of all publicly traded companies
- You can always search using the company name, RIC or the ID – the ID is the most reliable search option



Your next company analysis is just one click away!

- Please consider, this skill currently covers over 43,000 publicly traded companies 'only'
- If you need more support, please contact the team via hi@askbrian.ai

[Click here](#) to get the list of all publicly traded companies

Disclaimer

Copyright © 2018, Refinitiv. All rights reserved. Use, duplication, or sale of this service or the data contained therein, except as described in the AskBrian terms of use, is strictly prohibited.

The REFINITIV Kinesis logo and REFINITIV are trademarks of Refinitiv and its affiliates in the United States and other countries and are used here under license.